


JTS[®]
JTS PROFESSIONAL CO., LTD.

INSTRUCTION MANUAL

WIRELESS PORTABLE ACTIVE SPEAKER SYSTEM

AWA-50



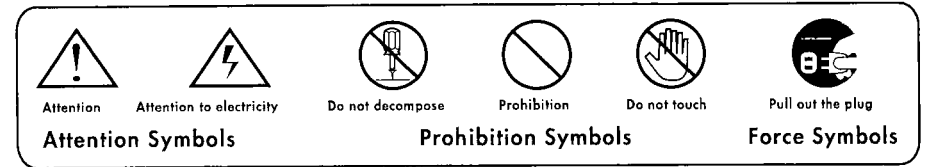
JTS[®] UHF
JTS PROFESSIONAL CO., LTD.

- Safety InstructionsP1
- The distinguishing featureP3
- SpecificationP4
- Electronic specificationP4
- CD player user directions.....P5
- Wireless moduleP5
- Transmitter facilitiesP5
- System control directionsP6
- Back panel facilitiesP8
- Accessory user directionsP9

Thank you for choosing the **JTS**™ wireless systems. In order to obtain the best efficiency from the systems, you are recommended to take few minutes to read this instruction manual carefully.

Safety Instructions

Graphic presentation or the symbol



■ While setting up and installing this machine

Do not wet the machine

Do not exposure to rain, or heavy humidity to prevent fire or electric shock.



Confirming the intensity of the place for setting the machine

Install the machine in a place that can bear one's own weight or steady shelf. It can prevent the machine from causing casualties or property loss while dropping.



Do not touch the loudspeaker terminal

High impendence of loudspeaker terminal can reach the voltage of 110V, please do not touch it, in order to avoid electric shock.



Do not involve the cable

While pulling out the plug, please don't involve the cable; the electric wire damage is apt to cause the fire. Be sure to hold the plug to pull out.



Do not damage the cable

Do not prune, twist, damage or change the cable definitely. Moreover avoid using it in the place close to electric heater and do not place a heavy object and machine itself on the cable may cause electric shock and fire.



Do not use the voltage of power out of appointing

Limit the use of the voltage of the power stipulated in the machine, if use higher voltage will cause electric shock or fire.



Do not clog the vent

Do not clog and cause the vent or the fan mouth on the machine within the machine over heatedly and causes the fire.



Pay attention to the place to set up

Avoiding installing the machine on the moist and dust, airtight space, the directly sunlight penetrates or close to the electric heater, the place of soot or the vapor is apt to cause electric shock or fire.



While moving the machine, please pull out the plug

It may have caused electric shock or fire if not pulling out the plug while moving the machine.



The distinguishing feature

■ While using this machine

When in case there are unusual states to take place

While using the machine that is stating any abnormal state, please get in touch with the distributor as quickly as possible after closing the power and pulling out the plug at once, Please do not continue using the machine, it may cause electric shock or fire,

- If find that the machine smolders or smells until strange smell.
- When if there are water or object fall into the machine.
- If at the time of the machine drops or outer housing damage.
- If at the time of the electric cable or wire damage.
- When the machine emits the unusual sound or has no sound.



Prohibition

When thunders & lightning occurring, do not touches the plug

Do not touch the plug while the thunder & lightning occurring, it may cause shock by electricity.

Do not put any object into the machine

Please do not put the metal or the flammable object from vent on the cover of machine. Moreover do not put any object; it may cause the spark or electric shock.



Do not touch



Prohibition

Clean up the plug and socket

If the dust is piled up on the plug and socket for a long time, it is apt to cause the fire. Please clean up regularly and insert the plug firmly on the socket.



Attention

When maintain and do not use this machine for a long time

When maintain and do not use this machine for a long time, please must pull out the plug in order to consider safty and may cause shocking by electricity and fire.



Pull out the plug

Do not open the upper housing of machine or machine overhaul the insidegy one self

In order to avoid shocking by electricity, can not open the upper housing of machine definitely, because it contains the high voltage of parts in the machine .The movements such as inside overhauling, adjustment and repairing, etc., please trust the distributor to deal with it.



Do not decompose

Before turn on the power of machine, please adjust volume to the top low



Attention

Do not place any article on the machine

Please do not place any article on the machine, it may drop and cause personnel's injury carelessly.



Prohibition

The sound is unstable for a long time (twist), please do not use it

This is a sign of a trouble; it is apt to cause loudspeaker generating heat and fire to use continuously.



Prohibition

Clean up the inside regularly

Notify your distributor to clean up the machine regularly. If the dust is piled up on the machine for a long time it is apt to cause damage & fire.



Attention

- 1 - Using AC 220 or 110V power contain RMS 70 Watts(8Ω) output.
- 2 - The logic control anti-shock CD player with LCD display can avoid 180 degree swing and falter, which is suitable to use in any kind of outdoor environment.
- 3 - The logic control screen tape deck player with LCD display contain digital counter, auto program search system, speed control, auto reverse cassette mode function.
- 4 - UHF wireless microphone system: Over 100m long distance wireless signal without any interference.
- 5 - Inner rechargeable battery contain 12V/ 7.2Ahr huge capacity of power can be use over 6 hours (in Maximum volume) & if you use it in small volume of output power , it can be last for more than 10 hours.
- 6 - Uninterrupted power supply(UPS):When you pull out the AC power cable, it will automatically switch to DC battery power without any effect.
- 7 - Auto detection voltage sensor: When the power voltage below the minimum standard, the LED display will twinkle in red light. When the battery in recharge condition, the LED display will twinkle in green light.
- 8 - Digital echo system can be using for KARAOKE.
- 9 - Functionable controller panel contains 2 microphone input Jacks , 1 set of AUX input Jack, 1 set of speaker terminal output Jack and 1 set of battery terminal.
- 10 - Abstemious power control: CD, cassette & wireless system contain abstemious power control for saving the DC battery power.

Specification

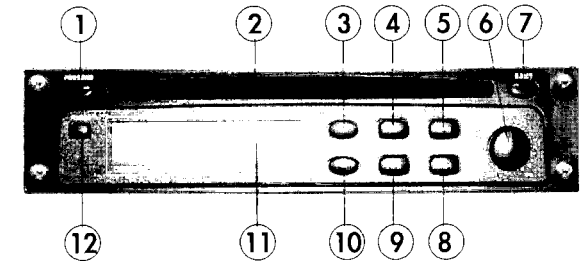
ITEM	SPECIFICATION
Power Supply	AC 220V or 110V, DC 12V
Battery	12V/ 7.2Ahr
Microphone Input	Wireless MIC : UHF 494~870 MHz Built-in 2 channel (PA-811series one channel only)
	Wired MIC : 6.3Φunbalance input × 2
Auxiliary Input/Ouput	6.3Φunbalance input , 6.3 Φunbalance output
Speaker	8" full range speaker
Antenna	Fixed
Color	Black baking varnish
Net Weight	19.71 Kg
Dimension	W : 299 H : 471 D : 298 (mm) (handle excluded)

Electronic specification

ITEM	SPECIFICATION
Power Output	30W/ RMS / 8Ω , 70W/MAX/4Ω T.H.D. 10%
Total Dissipation Power	75 Watts
Frequency Response	100Hz~ 15KHz±3dB
Tone Control	Bass : 100Hz±10dB ; Treble : 10KHz±10dB
Total Harmonic Distortion Ratio	below 1.5%(1KHz)
Auxiliary Input Sensitivity	100mV(-20dB)
Auxiliary Output Sensitivity	1V(0dB)
Microphone Input Sensitivity	1.3mV(-56dB)
Microphone Output Sensitivity	-58dB

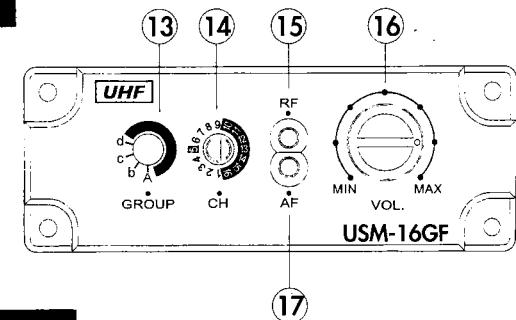
CD player user directions

- 1.Program
- 2.Slot
- 3.Shuffle
- 4.Stop
- 5.Play/Pause
- 6.Volume Level
- 7.Eject
- 8.Fast Forward
- 9.Rewing
- 10.Repeat/Enter
- 11.CD Player Display
- 12.Power Switch




Wireless module

13. Group Selector
14. Channel Selector
15. RF LED
16. Wireless MIC Volume Control
17. AF LED

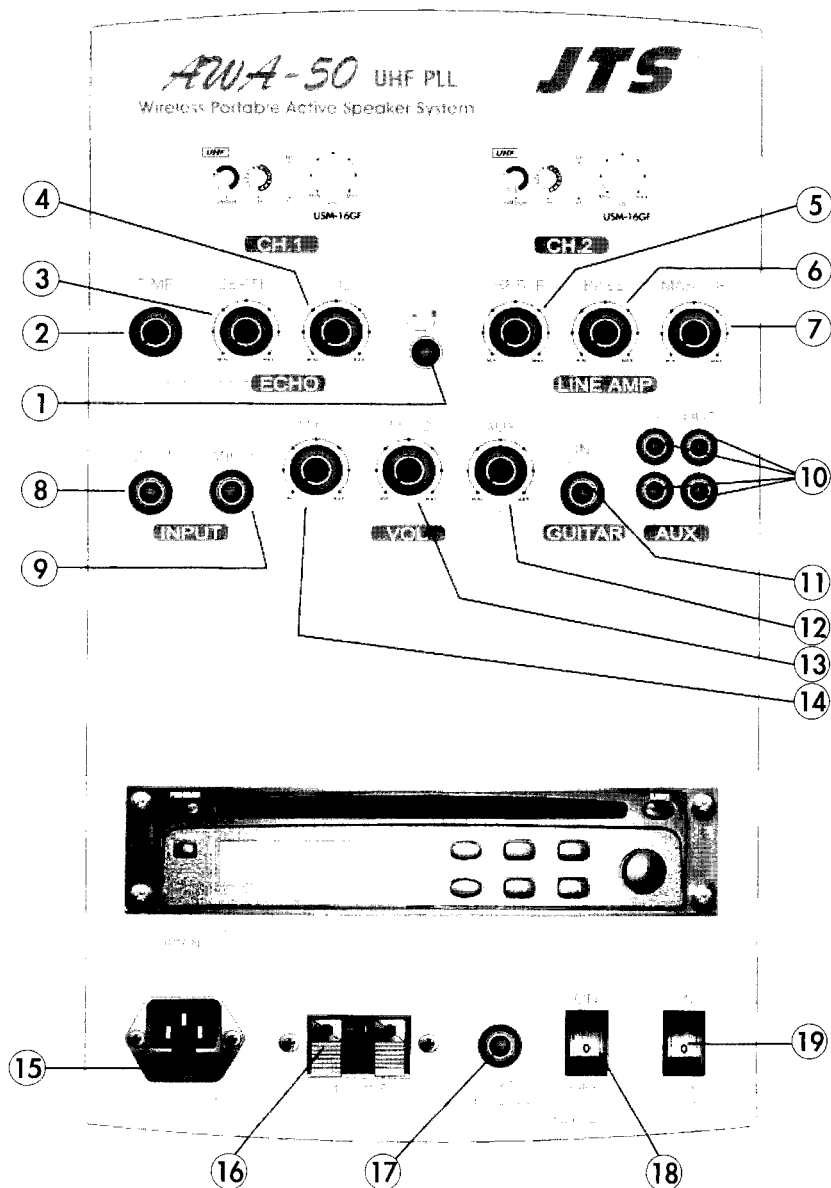


Transmitter facilities

MH-8800G	
Type	Handheld
Ball Grille Shape	Square
Spurious Rejection	<-60dBc
Stability	±0.005%
Frequency Deviation	±48kHz
S/N Ratio	>100dB(1kHz-A)
Current Consumption	100mA
LCD Indicates	Power On/Off Low batt
Battery	UM3,AA 1.5V ×2

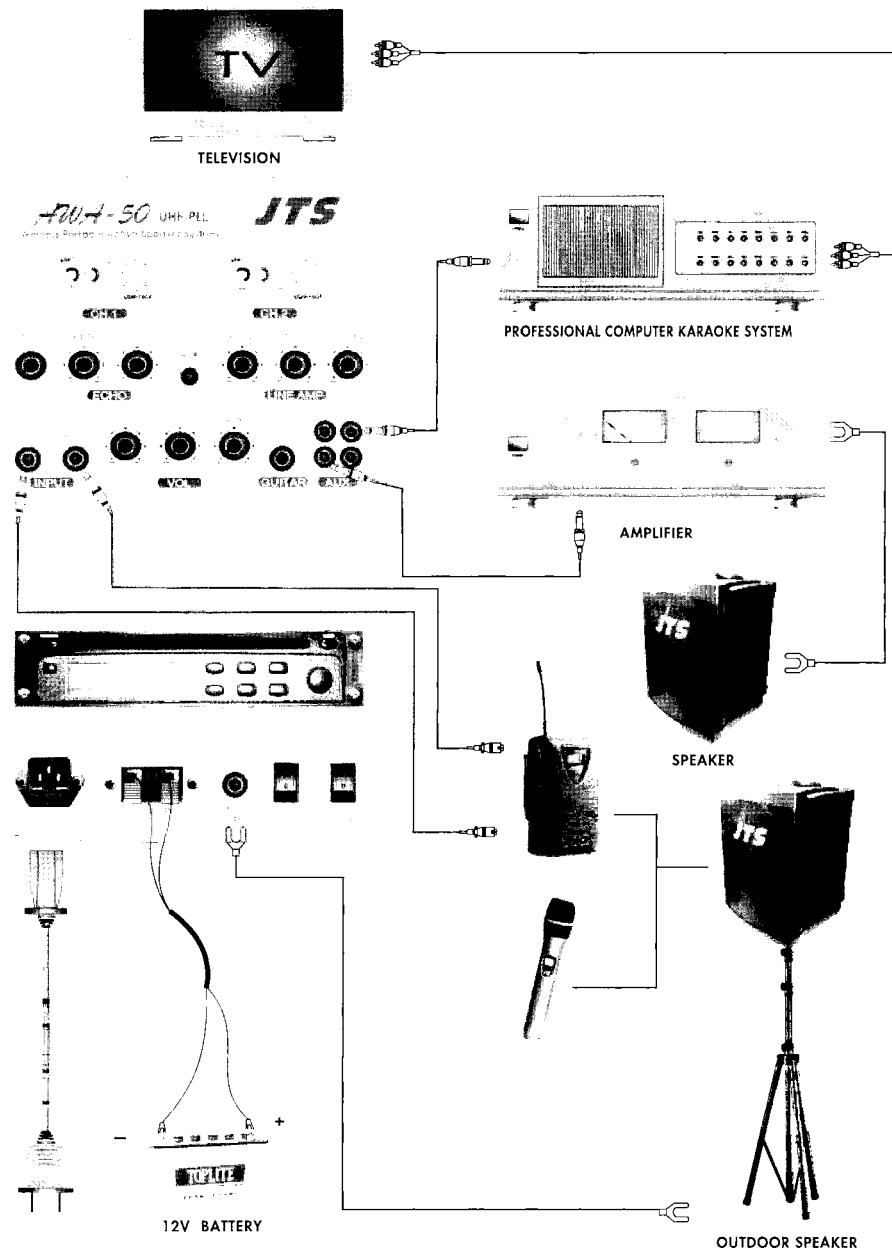


System control directions



1. Echo ON/OFF
2. Microphone echo time delay control
3. Microphone echo repeat control
4. Echo volume control
5. Mic & Music treble tone control
6. Mic & Music bass tone control
7. Master volume control
8. Cable mic #1 input (Φ 6.3 phone jack)
9. Cable mic #2 input (Φ 6.3 phone jack)
10. RCA jack
11. Guitar input (Φ 6.3 phone jack)
12. Aux volume control
13. Cable mic #2 volume control
14. Cable mic #1 volume control
15. 3P type AC power socket
16. 12V battery input
17. Extended speaker terminal (Φ 6.3 phone jack)
18. Voice priority switch
19. Power switch

Back panel facilities



Accessory user directions

In order to ensure your rights and interests, please read the following after-sale services and guarantee instruction:

- 1 - Within one year period since the date of purchasing, if the product damage under the state that is used normally, our firm guarantees to offer service of maintaining free.
- 2 - Over one year period since the date of purchasing, if the user shows the warranty, we can offer maintenance service in accordance with our company regulation.
- 3 - For instance, the warranty has records not certain or has situation revised to regard as invalid.
- 4 - The following states take place within one year guarantee period, our company does not offer service of maintaining free:
 - (1) The user did not show the warranty.
 - (2) Erroneous using, maintaining, remodeling or artificial damage to the product.
 - (3) Due to natural disaster, movement, transport, strike or abnormal power voltage causing damage to the product.
- 5 - Consumptive materials & parts are not included in the warranty.

Model No.		Buy date	
Customer		Contact TEL	
Address			
Sale vendor			