



ACT-1515X(F)

1000-Watt Dual 15" Active System

INSTRUCTION MANUAL

INSIDE THIS INSTRUCTION MANUAL

IMPORTANT INFORMATION

1. Read all of these instructions before using the ACT-1515X(F).
2. Follow all instructions contained in this manual.
3. Keep these instructions in a safe place where they can be found and referred to in the future.
4. Use common sense when operating your ACT-1515X(F) and heed all warnings included in your operating manual.
5. Do not use the ACT-1515X(F) near water. Do not use in or near a washtub, sink, pool, standing water, bathtub, or anyplace where the likelihood of water mixing with electricity is present.
6. Clean only with a clean dry cloth.
7. Do not locate your ACT-1515X(F) in an area which has limited or very poor ventilation. Obstructing the heat sink will likely cause the product to overheat and shut down.
8. Do not install the ACT-1515X(F) near heat sources such as radiators, stoves, portable electric heaters or other devices that produce significant amounts of heat. If you do, it could cause the product to overheat and shut down.
- 9) Do not touch the amplifier heat sink with an ungloved or unprotected hand while or shortly after the ACT-1515X(F) has been operating. The heat sink may get hot during operation.
- 10) Do not attempt to defeat the safety purpose of the AC cord's polarized plug. If the provided plug does not fit your outlet, hire an electrician to replace the obsolete outlet.
- 11) The ground lift switch should be used only in cases where there is no other way to prevent extreme hum caused by a ground loop. Lifting the ground disconnects the Earth Ground plug from the amplifier chassis. While this may eliminate the source of the current causing the ground loop, it also eliminates the safeguard of an earth grounded appliance. An earth grounded appliance minimizes the risk of electrocution to an individual in contact with the appliance possessing a potentially lethal high voltage. Such voltages can be present on the appliance in the event lightning strikes the AC mains line, or in the event there is a short or failure on the AC mains line. IF THE EARTH GROUND IS LIFTED, AVOID COMING CLOSE TO OR TOUCHING THE METAL PORTION OF THE AMPLIFIER PANEL DURING USE. PANEL CONTROLS MAY BE USED AS NORMAL, BUT YOU SHOULD GROUND THE SYSTEM IN THE EVENT OF AN ELECTRICAL STORM.
- 11) Protect the AC mains power cord from being damaged.
- 12) **SERVICING** - The user should not attempt to repair a damaged or inoperable ACT-1515X(F) other than by replacing a blown AC mains fuse or a damaged detachable power cord. **DO NOT TOUCH A DAMAGED POWER CORD IF IT IS PLUGGED INTO AC MAINS POWER!!!!**
- 13) Turn off and unplug the ACT-1515X(F) when not in use. Should you believe an electrical storm to be imminent, then it would be wise to unplug the ACT-1515X(F) BEFORE the storm approaches. A lightning strike on the AC line equipment is plugged into could cause electrocution to those in contact with that equipment. This is why your ACT-1515X(F) comes with a 3-prong power cord. The third prong (Earth ground) is to prevent such harm.
- 14) To reduce the risk of fire or electric shock, do not expose the ACT-1515X(F) to rain or moisture.
- 15) Servicing may be required when the ACT-1515X(F) has been damaged. If any of the following conditions listed below has occurred, please turn off and unplug the ACT-1515X(F) and seek the help of qualified service personnel. The following conditions all require service:
 - 1) The power-cord or plug is damaged.
 - 2) Objects have fallen into, or liquid is spilled into the amplifier.
 - 3) The ACT-1515X(F) has been exposed to significant moisture such as rain or fog and or there is present condensation inside the amplifier due to weather conditions. (If there is condensation on the outside of the heatsink, it is safe to assume the condensation is present inside as well.)
 - 4) The unit is not operating normally.
 - 6) The unit has been dropped with significant force and is not operating normally.

Important Safety Instructions / Specifications	2
Using The System/Precautions	3
Speaker System Control Panel Features	4-5
Connection Diagrams	6-7
Warranty Information	7

HEED ALL WARNINGS IN THIS MANUAL



WARNING: To reduce the risk of fire or electrical shock do not expose this equipment to rain or moisture.

AMPLIFIER SPECIFICATIONS

Amplifier Output Power:	1000 Watts @ 4 Ohms
Class:	H (Dual Voltage Power Supply)
Sensitivity (for rated power):	1 Vrms @ input (Volume Max)
Frequency Response (with EQ bypassed):	10 Hz to 60 kHz + 0 -3 db
Rated THD:	Less than 0.02%
Damping factor into 4 Ohms:	Better than 800
Signal Noise Ratio:	100dB A-weighted
Input / Loop Output type:	Balanced XLR (pin 2 hot)
Input Impedance:	20K Ohm balanced
USA Power USA Fuse Requirement:	120Vac / 60Hz - 8A slow-blow fuse
European Power/Fuse requirements:	230Vac / 50Hz - 4A slow-blow fuse.

AMPLIFIER FEATURES

- 1000-watt Class-H Amplifier with Dual Voltage Power Supply
- Built-in Compressor-Limiter
- Subsonic Filter: 32 Hz High Pass (18 db/octave)
- XLR Balanced Inputs
- XLR Full Range Outputs
- Thermal & Short Circuit Protection
- Signal sensing circuitry with LED indicator

CABINET FEATURES

- Superior grade of 13-ply Baltic Birch
- Durable scratch-resistant black paint
- 16-Gauge perforated steel grille
- Flared ports for highest available output without port noise
- Dimensions (W) x (H) x (D): 21" x 18.5" x 49"
- Weight: 130lbs

LOUDSPEAKER FEATURES

- Power handling of 1000 Watts RMS, 2000 Watts peak
- Sensitivity: 102 dB @ 2.83V @ 1m
- Vey well damped woofer cone and surround with natively smooth response
- Peak SPL: 132 dB @ 1 Meter
- 4-layer, 3 Inch Diameter Voice Coils
- Heavy-duty Polyester-Cotton spider for long-term mechanical stability

FLYING HARDWARE: WARNING!!!

The ACT-1515X with flying points (as an option) is called the ACT-1515XF. That model is available with flying hardware installed. The hardware installed is meant to support the weight of one ACT-1515XF only, not multiple cabinets daisy-chained together.

WARNING! THE ACT-1515X CABINET HAS NO RIGGING POINTS. IT IS NOT SUITABLE FOR FLYING. NEVER ATTEMPT TO SUSPEND THIS CABINET BY ITS HANDLES. DOING SO COULD RESULT IN INJURY OR DEATH!
WARNING! FLYING MULTIPLE ACT-1515XF CABINETS OFF THE SAME CABINET RIGGING POINTS WILL CAUSE THE CABINET TO FAIL, POTENTIALLY RESULTING IN INJURY OR DEATH. THE INTERNAL FLYING HARDWARE IS SUITABLE FOR HANGING ONE ACT-1515XF ALONE. DAISY-CHAINING THESE SYSTEMS TOGETHER WILL RESULT IN CABINET STRUCTURAL FAILURE AND POTENTIALLY INJURY OR DEATH.

The B-52 Pro-Audio speakers described in this instruction manual are intended for use directly on the floor, ground or stage. The ACT-1515X described in this manual should NEVER be flown. This model is intended primarily for use in mobile installations. A flyable version of the ACT-1515X, the ACT-1515XF has flying hardware installed which is suitable for suspending a single ACT-1515XF.

Repeated exposure to direct sun will significantly shorten the useful life of the loudspeaker system. Avoid exposing the system to the elements whenever possible. Long term exposure to rain, high humidity and/or ultra violet rays will cause premature aging to the speaker system. Prolonged use of the ACT-1515X(F) outdoors or in high-moisture areas can damage the speaker system and amplifier.

FEATURES & BENEFITS

- **New 15-160 Driver specifically designed and manufactured for the ACT-1515X active systems. These woofers are optimized for both efficiency and low frequency performance**
- **New Large format Waveguide - optimized for the longer throw required from a large cabinet. Waveguide provides ideal radiation impedance to its compression driver (Selenium D-210) down to 800hz**
- **New Amplifier! - The new Class H ACT-1515X amplifier is designed to deliver 1000 watts of power without sacrificing sound quality or reliability.**
- **System Equalization - built into the amplifier to act as the perfect complement to the system loudspeaker components**
- **Compression circuitry - of high sophistication allows impressive SPLs while minimizing the risk of damage to either the amplifier or loudspeakers**
- **Cabinet construction - Legendary B-52 cabinet quality and reliability; road worthy and professional grade.**
- **Painted finish - For a lasting appearance the equal to or better than cabinets costing much more**
- **Premium sound quality - With extraordinary output for less money than its competitors, the hallmark of B-52 speaker systems.**

Because of the forces needed to reach high SPL's at low frequencies, the intense vibrations of the woofers may cause the cabinet to move during a performance. When placed on slick surfaces such as polished wood or smooth tiles, the speaker may move (walk off the stage) during use. Precautions should be taken to ensure the speaker system does not fall or slide off a stage or raised surface. A high friction surface, like carpeting, works best to prevent this.

Make sure cables routed to and from the ACT-1515X(F) (and any other connected loudspeakers) are secured with great care to prevent accidents. Use all normal and necessary means to insure a safe performance!

WUPI 'VJ G'CEV/3737Z *H'Y K/J 'C'UWDY QOHGT

In order to use the ACT-1515X(F) with a subwoofer, an electronic crossover must be placed between the mixer and the power amplifier stages of the respective speakers. This will divide the signal by frequency range, and route the appropriate range of frequencies to the appropriate devices. Our recommendation for a starting point is 100 Hz. You can experiment with different frequency settings of the crossover to find what works best for you. Since "the best" setting will depend on a number of factors, there is no one correct answer for this question. Those factors influencing the best choice of crossover point are:

- Spectral distribution of the music.
- Relative efficiency of subwoofer vs full range system
- Maximum power available to full range and subwoofer system
- Low frequency compression of subwoofer
- Room acoustics
- Position of listener(s)
- Physical distance(s) from full range to subwoofer
- How much bass the DJ likes....

Since some of these parameters are not within our control, (especially the last one) the best method is to set the crossover frequency so that both amps tend to go into clipping at about the same time. Otherwise when one will compress, the other will not, and the result will be a level dependent shift in the spectral balance of the music.

Keeping your levels set so that the amps go into clipping as infrequently as possible will give your speakers, amplifiers and ears a longer life, and is our advice.

J GCTPI 'FCO CI G'
CP F'RTQNQPI GF''
GZRQUW G'VQ
GZE GUUK G'URNU

Duration per day, hours	Sound level dBA slow response
8	90
6	92
4	95
3	97
2	100
1.5	102
1	105
0.5	110
0.25 or less	115

B-52 Pro-Audio speakers can produce sound levels high enough to cause permanent hearing damage to performers, production crews or people in the audience. Hearing protection devices are recommended for use where long-term exposure to high SPLs is not avoidable. Remember, if it hurts, it is definitely too loud! Long exposures to high SPLs cause first temporary threshold shifts; limiting your ability to hear the actual loudness and exercise good judgment. Repeated long term exposure to high SPLs can and WILL CAUSE PERMANENT HEARING LOSSES!

Please note the recommended exposure limits (right) in Table G-16. More information about these limits is available on the US government Occupational Safety and Health (OSHA) website at: www.osha.gov The table (above) is shown at: http://www.osha.gov/pls/oshaweb/owadisp.show_document?p_id=9735&p_table=STANDARDS



WARNING: To reduce the risk of fire or electrical shock do not expose this equipment to rain or moisture.

PRECAUCIONES: Para Prevenir el incendio o la descarga electrica, no exponer este equipo a la lluvia o a la humedad

The lightning flash with arrowhead symbol within an equilateral triangle is intended to alert the user to the presence of uninsulated "dangerous voltage" within the product's enclosure, that may be of sufficient magnitude to constitute a risk of electric shock to persons. The exclamation point within an equilateral triangle is intended to alert the user of the presence of important operating and maintenance (servicing) instructions in the literature accompanying the appliance. The lightning flash with arrowhead symbol adjacent to a terminal is intended to alert the user that the terminal is hazardous live.

El símbolo de flecha relámpago dentro de un triángulo equilátero, es para alertar al usuario de la presencia de "voltajes peligrosos" no aislados en el interior del aparato, los cuales pueden ser de suficiente magnitud para constituir un riesgo de choque eléctrico a las personas. El símbolo de exclamación dentro de un triángulo equilátero, es para alertar al usuario de la presencia de instrucciones importantes de operación y mantenimiento (servicio) en la documentación que acompaña al equipo. El símbolo del relámpago con la punta de flecha que está situado junto a la terminal es para alertar al usuario que la terminal presenta un peligro cuando está activa.

Amplifier Module Precautions

Do not attempt to service the ACT-1515X(F) by yourself. Refer all servicing to a B-52 Pro-Audio Authorized dealer, or other qualified servicing personnel.

Service may be required if and when:

- The ACT-1515X(F) has had liquid spilled or objects have fallen inside the speaker system.
- A heavy object(s) has/have fallen onto the speaker
- The cabinet, amp or speaker has been damaged
- The speakers have been exposed to excessive rain or moisture
- The cabinet has been dropped hard enough to cause damage
- The amp has failed to turn on and has AC mains power available
- The amp or speaker(s) does not operate normally or as it should
- Keep your ACT-1515X(F) amplifier away from any heat source.
- Do not cover your ACT-1515X(F) amplifier so that the heat sink is partially or totally obstructed; doing so will likely result in amplifier overheating, triggering the shutdown or failure of the amp.
- In the unlikely event that the amp is being run so hard and long as to cause it to continually go into protect mode and shut down, this result can be moderated by employing a fan to blow air (the colder the better) across the amplifier heat sink fins. If this shutdown is happening without the amber Protect LED coming on, or the RED Limit LED coming on often, then this may be a sign of a damaged amplifier.

SPEAKER SYSTEM FEATURES AND USAGE

NUMBERS IN THIS SECTION REFER TO THE NUMBERED CONTROLS OPPOSITE

1) POWER INDICATOR: This LED indicates that the amp is powered on normally, and should be capable of producing an audio signal in concert with the attached speakers. If this light and the signal light (#4) are both lit, yet no sound is present, there is a fault condition, possibly blown loudspeakers. If this light is on but the signal light (#4) is un-lit, this indicates that there is no signal present at the input of the amplifier, or the amplifier input section is damaged.

2) PROTECT: This Amber LED turns on when there is a fault condition in the system causing circuitry to engage in order to protect the amplifier and prevent it from damaging itself and/or the attached speaker(s). The most common cause of this is running the amplifier at or near its maximum output level for a very long time. If protection is engaged because of overheating, the best course of action is to turn down the level control on the amplifier for long enough (10-15 minutes) to allow it to cool off. After this time if the amp no longer turns on, it should be turned off for 10 seconds and then turned on again. If it still does not operate, contact your authorized service provider or B-52 Pro-Audio.

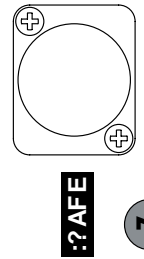
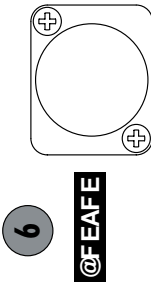
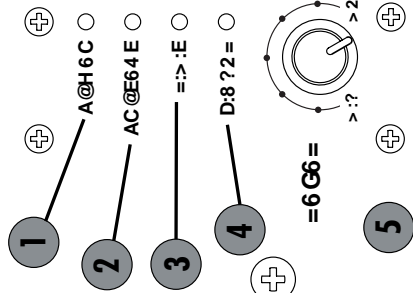
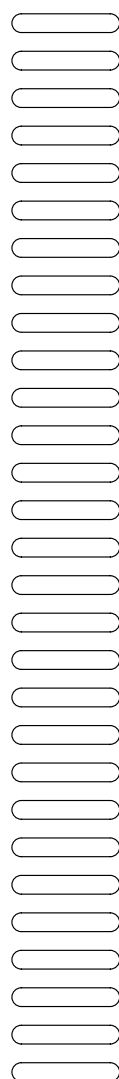
3) LIMIT: This LED indicates the signal input is high enough to drive the amplifier into compression. Compression is the artificial limiting of the signal volume at the input stages, to prevent the otherwise gross distortions that result from driving the power amplification beyond its design limits.

4) SIGNAL: This LED indicates the presence of audio at the input stage of the amplifier. If this light is not lit the sound will be very low or nonexistent.

5) LEVEL CONTROL: Sets the volume of the ACT-1515X(F) without influencing the level at the output XLR send.

6) OUTPUT: This connector is shorted to the INPUT allowing daisy chaining of the input signal. Therefore you do not need to y-cable out of your mixer or audio device to get an additional full range signal(s) to another active system nearby your ACT-1515X(F) speaker system. Use this connector to "daisy chain" multiple systems together. (See diagram on page 6 for details)

7) INPUTS: This XLR connector accepts a balanced input signal cable. Balanced means the signal is referred to a ground whose voltage is always centered between the voltage present



on pins 2 and 3. The wiring conforms to the Audio Engineering Society standard where Pin 2 is (+) or hot; Pin 3 is (-) or cold; and Pin 1 is the Shield or ground.

8) EARTH GROUND: DO NOT DEFEAT THE EARTH GROUND IF AN ELECTRICAL STORM IS IMMINENT!! Use the feature only with great caution. Defeating the Earth ground may in some instances reduce or eliminate hum due to unavoidable ground loops. It also disconnects the amplifier panel from the third prong of the AC cable. That prong will lessen the chance of lethal voltages being present on the amplifier panel should there be a lightning strike or other catastrophic failure on the AC mains power line. Lifting the Earth ground means a person in contact with the amplifier panel in such an event has a greater likelihood of dying in the event of such a catastrophic fault. **DO NOT LIFT THE EARTH GROUND UNLESS YOU CAN ASSURE NO ONE WILL COME INTO CONTACT WITH THE AMPLIFIER PANEL DURING USE.**


9) POWER ON/OFF SWITCH: Turns on the AC mains power and your ACT-1515X(F) amplifier. If power is available and the amp is working properly, the Power ON/OFF switch will light up. If it does not, unplug the AC cable from the wall and then check the AC mains fuse in your ACT-1515X(F) for continuity with a multimeter or ohmmeter. If the fuse is open (no continuity) replace with same kind and type. If the replacement fuse blows in short order, seek service from a qualified technician.

10) POWER CORD CONNECTOR: For attachment of the included IEC standard detachable power cord. Please replace this cord should it become chafed, cut, bent or damaged in such a way that the protective insulation is compromised.

TOUCHING LIVE EXPOSED WIRES ON THE POWER CORD CAN RESULT IN INJURY OR DEATH! Only replace the cable with the exact same type and size.

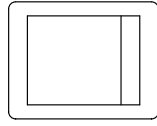
11) FUSE HOLDER: House a 8 amp (115 Volts) or 4 amp (230 Volts) 3AB size slow-blow fuse. **REPLACE ONLY WITH SAME KIND !!! NOTE!!!** Very often a blown fuse is a symptom of a serious problem with the amplifier or speaker. Under normal operating conditions the fuse should NEVER go open. It does so only under fault conditions. Take extreme care with household electricity as it has the potential for deadly harm. Do not expose the amplifier inside by removing the amp from the cabinet and then plugging it into AC mains power. Voltages present on the printed circuit board can be lethal! If the fuse repeatedly blows, especially on first powering up the amp, it is an indicator of a fault condition and the AC mains power should be removed and the entire system should be brought into a qualified service technician for repair. **VOLTAGES PRESENT ON THE PRINTED CIRCUIT BOARD WHILE THE AMP HAS AC MAINS POWER SUPPLIED TO IT ARE POTENTIALLY LETHAL !!**

62 CE9
8 C @ F ? 5



H2 C ? : ? 8 + To reduce the risk of electrical shock, do not expose this equipment to rain or moisture. Do not remove amplifier. There are no user serviceable parts inside. Refer all servicing to authorized personnel.
4 2 FE : @ ? * Replace only with the same type fuse and rating. Disconnect supply cord before changing fuse.

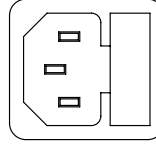
A @ H 6 C



@ ?

@ 7

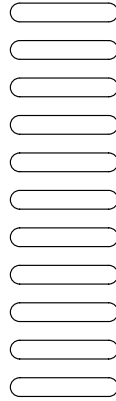
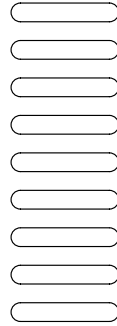
9





10

230VAC 50HZ / 1400W
FUSE: T4AL 250V
120 VAC 50HZ/1400W
FUSE: T8AL 250V

11



3 + 8 # AC @ 6 DD : @ ? 2 =
9 ? ? E : ? 8 @ ? A 2 C < L 4 2 L F D 2



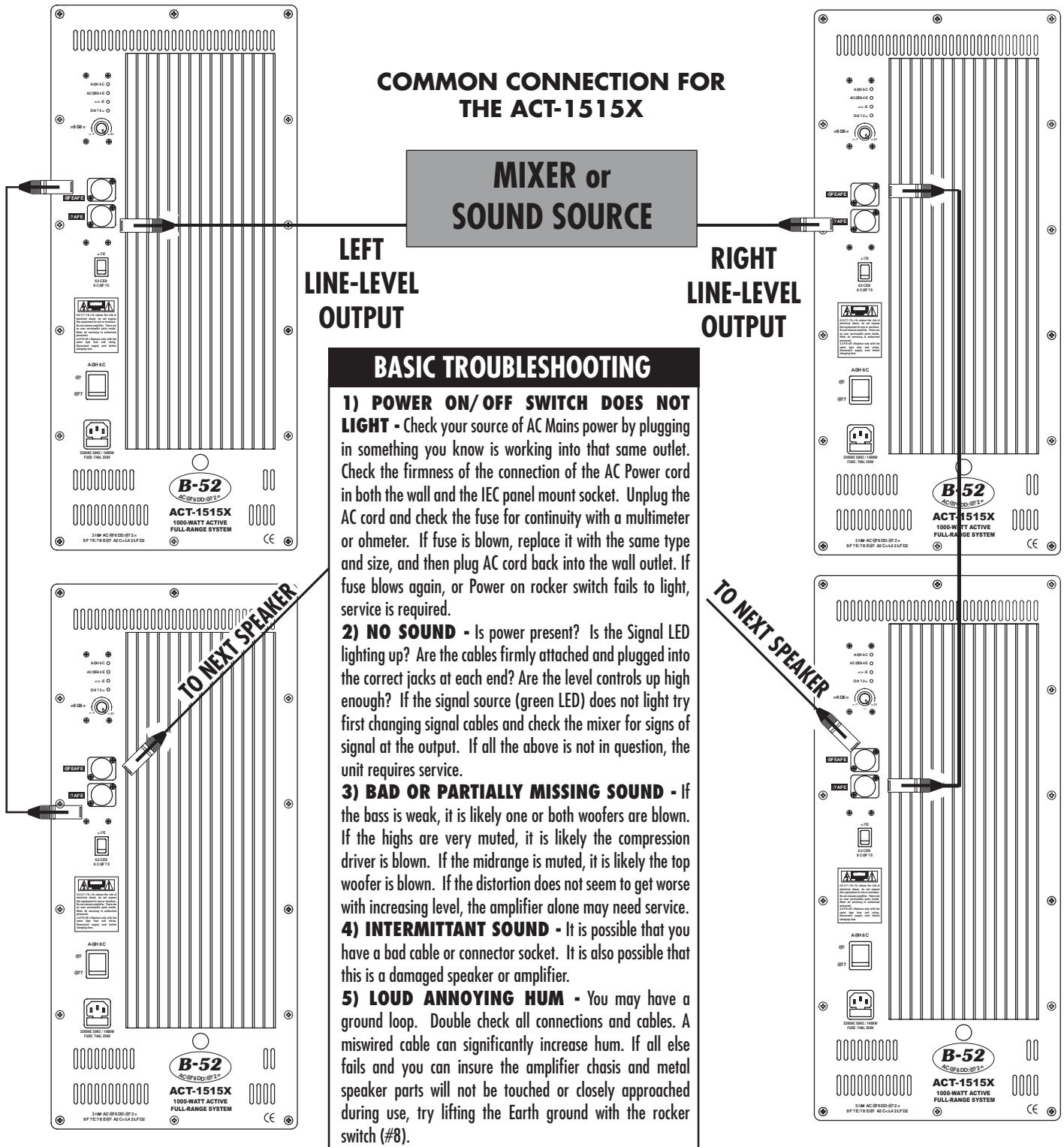
B-52
AC @ 6 DD : @ ? 2 =

ACT-1515X
1000-WATT ACTIVE
FULL-RANGE SYSTEM



CONNECTIONS / IMPORTANT INFORMATION

COMMON CONNECTION FOR THE ACT-1515X



To reduce the risk of fire or electrical shock, do not expose this unit to rain or excess moisture. Do not operate your ACT-1515X(F) in or near a pool or other standing water. In the event the powered speaker comes in contact with the water, an electrocution hazard may occur. Do not bypass or defeat the grounding or polarization means used on the ACT-1515X(F) amplifier. Make sure all blades on the polarized grounded power plug are fully inserted into the AC mains power receptacle. Ensure the power cord is not stretched, pinched, chafed, or otherwise damaged. Ensure the power cord is routed safely and secured to avoid the possibility of someone tripping over it.

LIMITED WARRANTY

B-52 manufactures some of the world's best sounding and most reliable professional speaker systems, amplifiers and components. E.T.I. Sound Systems, Inc., makers of B-52 Professional Audio equipment, take great pride in thoroughly testing each B-52 product prior to shipment.

B-52 CABINETS: E.T.I. Sound Systems, Inc. offers a lifetime warranty (effective January 1, 2002) to the original purchaser that a B-52's cabinet construction will be free from defects in material and workmanship. A dated sales receipt will establish coverage under this warranty. This warranty does not cover service or parts to repair damage caused by neglect, abuse, normal & wear and cosmetic appearance of the cabinetry not directly attributed to defects in material or workmanship, or service, repair, modifications of the cabinet, which has not been authorized or approved by E.T.I. If this product is defective in materials or workmanship as warranted above, your sole remedy shall be repair or replacement as provided above.

E.T.I. Sound Systems, Inc. warrants the original purchaser that B-52 loudspeakers and/or midrange components will be free from defects in material and workmanship for a period of (5) five years from the original purchase date (effective January 1, 2002). A dated sales receipt will establish coverage under this warranty. This warranty will automatically terminate (5) years after the original retail sales date. This (5) five-year warranty does not cover service or parts to repair damage caused by accident, disaster, misuse, abuse, burnt voice-coils, over-powering, negligence, inadequate packing or shipping procedures and service, repair or modifications of the component which has not been authorized or approved by E.T.I. This warranty is in lieu of all other expressed warranties. If this product is defective in materials or workmanship as warranted above, your sole remedy shall be repair or replacement as provided above.

E.T.I. Sound Systems, Inc. offers a lifetime warranty (effective January 1, 2002) to the original purchaser that B-52 high frequency (tweeters) devices will be free from defects in material and workmanship. A dated sales receipt will establish coverage under this warranty. This warranty does not warranty neglect or abuse. **NO WARRANTY IS OFFERED ON HIGH-FREQUENCY DEVICES IN B-52 SYSTEMS WITH A BI-AMP SWITCH OPTION.** The lifetime warranty on high-frequency devices does not cover service or parts to repair damage caused by accident, disaster, misuse, abuse, negligence, inadequate packing or shipping procedures or service, repair or modifications of the product which has not been authorized or approved by E.T.I. This warranty is in lieu of all other expressed warranties. If this product is defective in materials or workmanship as warranted above, your sole remedy shall be repair or replacement as provided above.

E.T.I. Sound Systems, Inc. warrants the original purchaser that B-52 guitar amplifiers will be free from defects in material and workmanship for a period of (5) FIVE years from the original purchase date (effective January 1, 2002). A dated sales receipt will establish coverage under this warranty. This warranty will automatically terminate (5) years after the original retail sales date. This (5) five-year warranty does not cover service or parts to repair damage caused by accident, disaster, misuse, abuse, over-powering, negligence, inadequate packing or shipping procedures and service, repair or modifications of the amplifier which has not been authorized or approved by E.T.I. This warranty is in lieu of all other expressed warranties. If this product is defective in materials or workmanship as warranted above, your sole remedy shall be repair or replacement as provided above.

E.T.I. Sound Systems, Inc. warrants the original purchaser that amplifier tubes used in B-52 Stealth Series

All-Tube Amplifiers will be free from defects in material and workmanship for a period of 90 DAYS from the original date of purchase (effective January 1, 2002). A dated sales receipt will establish coverage under this warranty. This warranty will automatically terminate 90 Days after the original retail sales date. This 90-Day warranty does not cover service or parts to repair damage caused by accident, disaster, misuse, abuse, over-powering, negligence, inadequate packing or shipping procedures and service, repair or modifications of the amplifier which has not been authorized or approved by E.T.I. This warranty is in lieu of all other expressed warranties. If this product is defective in materials or workmanship as warranted above, your sole remedy shall be repair or replacement as provided above.

In the unlikely event that a defect should occur, follow the procedure outlined below. Defective products must be shipped, together with proof of purchase, freight pre-paid and insured to the Authorized B-52 Dealer from whom you purchased the product or directly to E.T.I. Sound Systems. If a product must be returned to E.T.I. Sound Systems for warranty replacement/repair, a Return Authorization Number must be obtained from our Customer Service Department prior to shipping the product.

Identify and remove the defective component. If you are uncertain which component is defective, or need directions for removing a component, please contact our Customer Service Department for assistance. Components which are a part of an original B-52 speaker box must be sent directly to E.T.I. Products must be shipped in the original packaging or its equivalent; in any case, the risk of loss or damage in transit is to be borne by the purchaser. The Return Authorization Number must appear in large print directly below the shipping address. Always include a brief description of the defect, along with your correct return address and telephone number. When calling to inquire about a returned product, always refer to the Return Authorization Number. If E.T.I. determines that the unit was defective in materials or workmanship at any time during the warranty period, E.T.I. has the option of repairing or replacing the product at no additional charge, except as set forth below. All replaced parts become a property of E.T.I.

Products replaced or repaired under this warranty will be returned via ground-shipping-within the United States-freight prepaid. E.T.I. is not responsible for costs associated with expedited shipping, either to E.T.I. or the return of the product to the customer.

In no event will E.T.I. be liable for any incidental or consequential damages arising out of the use or inability to use of any B-52 product, even if E.T.I. or a B-52 dealer has been advised of the possibility of such damages, or any other claim by any other party. Some states do not allow the exclusion or limitation of consequential damages, so the above limitation and exclusion may not apply to you. This warranty gives you specific legal rights and you may also have other rights which may vary from state to state.

Please complete and mail the Purchase Information Card within (10) ten days of the date of purchase so that we may contact you directly in the event a safety notification issued in accordance with the 1972 Consumer Product Safety Act. In addition, we ask that you complete the brief questionnaire so we may analyze your answers and in this way, help us evaluate our customer needs.

Our dedicated staff is ready to help you with any B-52 warranty or product questions you may have. Please call 323-277-4100 (9:00AM to 4:00PM Pacific Standard Time, United States).



B-52 PROFESSIONAL

3383 Gage Avenue, Huntington Park, CA, 90255

Phone: 323-277-4100 Fax: 323-277-4108

National: 1-800-344-4ETI

Internet: www.B-52PRO.com

E-mail: info@B-52PRO.com